

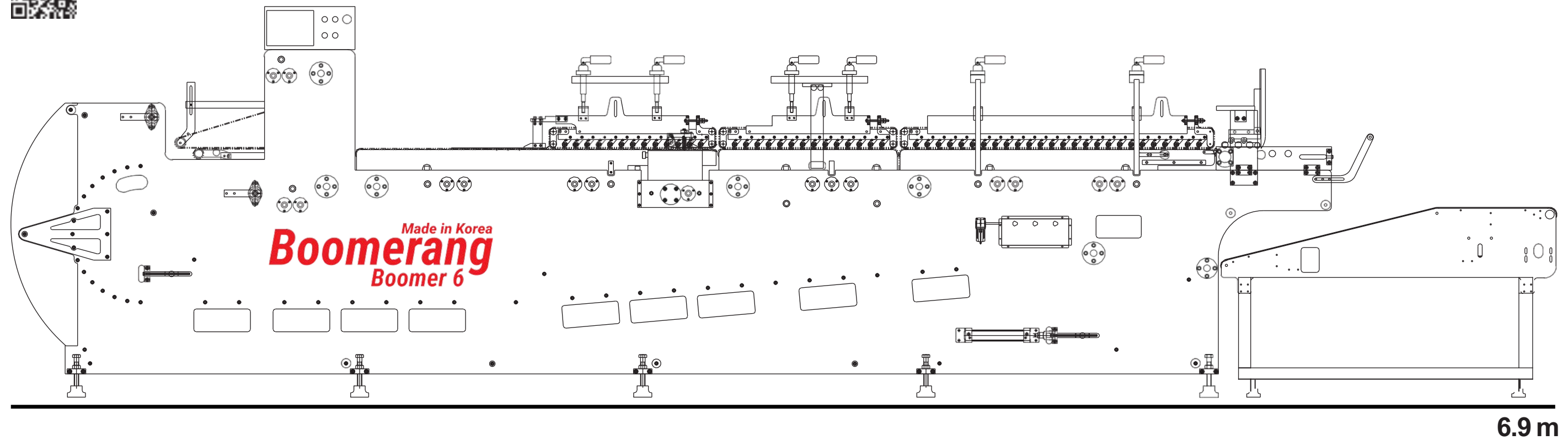
Boomerang

The Returning Folder Gluer

Save Costs & Space!
High Productivity!



Boomer4 / Boomer5 / Boomer6



Main Features

*as optional




Main Controller



Prebreak




Crash-Lock



Lower Glue Pot (O.S.)



Press Conveyor (4.5 m)



*Batch Packer



*Auto Glue Regulator



*Pocket Folder

Specification / Boomer 6

Straight line cartons

A	60 ~ 650mm
B	50 ~ 400mm
C	23 ~ 290mm

Lock-bottom cartons

A	125 ~ 600mm
B	max. 400mm
C	60 ~ 290mm

Double-wall cartons

A	100 ~ 650mm
B	60 ~ 400mm
C	50 ~ 460mm

Machine Speed

20 ~ 250 meter / minute

Carton material

200 ~ 800gsm

N/F/E flute

* depends on the carton design

Electrical connected load

13kVA

Space requirements

6.9(L) x 1.2(W) x 1.7(H) m

